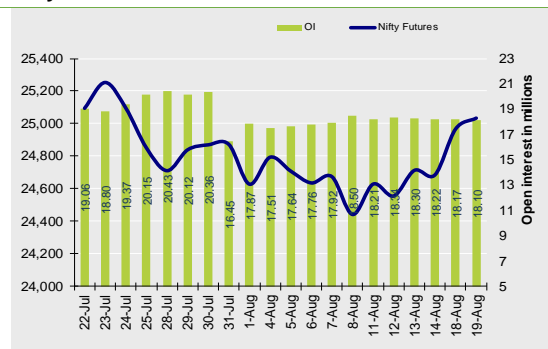


Nifty Snapshot

	Close	Prv Cl.	Ab chg	% chg
Spot	24,980.65	24,876.95	103.70	0.42
Futures	25,033.50	24,966.80	66.70	0.27
Oil(ml shr)	18.10	18.17	-0.07	-0.36
Vol (lots)	54747	104711	-49964	-47.72
COC	52.85	89.85	-37.00	-41.2
PCR-OI	1.14	1.00	0.14	14.5

Nifty Futures Price v/s OI



Institutional Activity in previous trading session

(in Rs cr.)	Buy	Sell	Net
Index Futures	1488.41	1523.52	-35.11
Index Options	716491.03	712086.80	4404.23
Stock Futures	20147.56	17753.20	2394.36
Stock Options	28581.84	28692.01	-110.17
FII Cash	12,604.01	13,238.27	-634.26
DII Cash	11,880.89	9,619.83	2,261.06

Net FII Activity (in Rs cr.)

Date	Idx Fut	Stk Fut	Idx Opt	Cash
19-Aug	-35.1	2394.4	4404.2	-634
18-Aug	2191.4	4077.1	317.4	551
14-Aug	-17.8	-1380.0	-1212.2	-1927
13-Aug	460.8	2591.7	-5244.9	-3644
12-Aug	-1025.1	452.5	820.4	-3399
11-Aug	549.7	2408.8	-6155.0	-1203

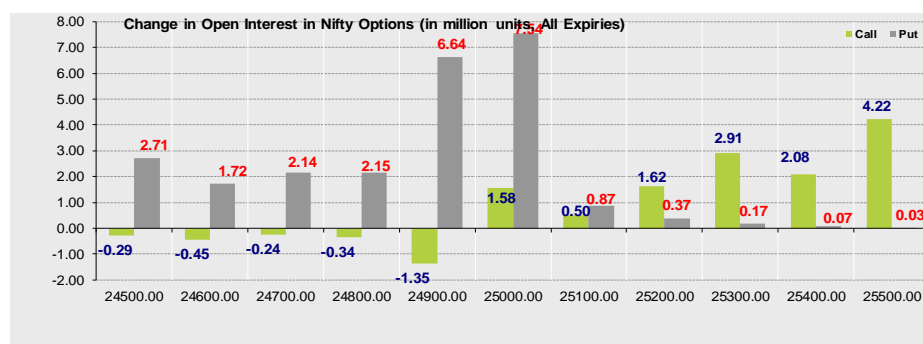
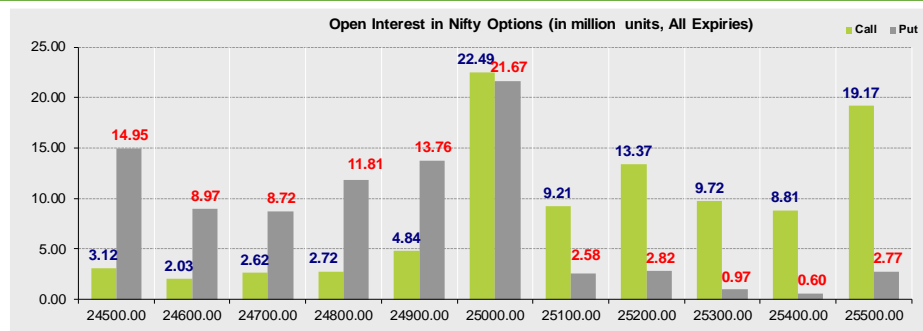
Technical Pivot (Intraday):

	S2	S1	PIVOT	R1	R2
NIFTY	24865	24950	25005	25090	25145
BANKNIFTY	55620	55795	55920	56090	56220

Summary

- Indian markets closed on a positive note where buying was mainly seen in Auto, Metal, Oil & Gas Sectors. Nifty Aug Futures closed at 25033.50 (up 66.70 points) at a premium of 52.85 pts to spot.
- FII's were net sellers in Cash to the tune of 634.26 Cr and were net sellers in index futures to the tune of 35.11 Cr.
- India VIX decreased by 4.45% to close at 11.79 touching an intraday high of 12.34.

Open Interest in Nifty Options:



- The above second chart shows previous trading day's change in Nifty options where Additions in OI were seen in 25400, 25300, 25200, 25100 strike Calls and at 24800, 24900, 25000, 25100 strike Puts indicating market is likely to remain range bound in the near term.
- Highest OI build-up is seen at 25000 strike Calls and 25000 strike Puts, to the tune of 22.49mn and 21.67mn respectively.

Outlook on Nifty:

Index is likely to open on a negative note today and is likely to remain range bound during the day.

(Price is in Rs; OI is in million units; Price chg and OI chg are in percentage) **NB RESEARCH**

Fresh Longs seen in:

Scrip	Price	Price chg	OI	OI Chg
EXIDEIND	394.6	4.7	32.3	36.6
SONACOMS	457.0	2.5	26.5	9.2
SUZLON	59.8	2.8	115.4	7.5

Short Covering seen in:

Scrip	Price	Price chg	OI	OI Chg
BPCL	322.1	2.2	36.1	-6.0
ATGL	631.6	0.8	2.7	-5.5
IRB	45.2	0.5	69.3	-4.2

Fresh Shorts seen in:

Scrip	Price	Price chg	OI	OI Chg
NUVAMA	6796.0	-1.6	0.2	14.4
KALYANKJIL	509.1	-2.5	31.8	9.7
MUTHOOTFIN	2750.0	-0.9	4.0	7.5

Long Unwinding seen in:

Scrip	Price	Price chg	OI	OI Chg
M&M	3356.4	-1.0	19.8	-3.1
INDUSINDBK	786.4	-0.4	51.3	-1.9
GRANULES	459.3	-0.6	10.4	-1.8

NIFTY50 Options OI (CE OI = Resistance) (PE OI = Support)

Symbol	Highest CE OI	Highest PE OI	CMP
ADANIENT	2600	2700	2389
ADANIPTS	1400	1300	1373
APOLLOHOSP	8000	7600	7848
ASIANPAINT	2600	2400	2580
AXISBANK	1200	1060	1087
BAJAJ-AUTO	9000	8000	8801
BAJFINANCE	900	900	904
BAJAJFINSV	2000	1900	1979
BEL	400	390	380
BHARTIARTL	2000	1860	1915
CIPLA	1600	1340	1553
COALINDIA	400	450	381
DRREDDY	1300	1200	1245
EICHERMOT	6000	5600	5959
ETERNAL	320	300	322
GRASIM	3000	2700	2831
HCLTECH	1500	1500	1481
HDFCBANK	2000	2000	1995
HDFCLIFE	840	770	796
HEROMOTOCO	4600	5000	5126
HINDALCO	720	680	709
HINDUNILVR	2600	2400	2606
ICICIBANK	1500	1400	1437
ITC	420	410	410
INDUSINDBK	900	800	786

NIFTY50 Options OI (CE OI = Resistance) (PE OI = Support)

Symbol	Highest CE OI	Highest PE OI	CMP
INFY	1500	1400	1446
JSWSTEEL	1080	920	1077
JIOFIN	350	310	332
KOTAKBANK	2200	2000	2031
LT	3700	3600	3623
M&M	3400	3100	3356
MARUTI	14200	14000	14236
NTPC	340	340	336
NESTLEIND	1150	1100	1164
ONGC	235	235	239
POWERGRID	300	320	288
RELIANCE	1500	1400	1421
SBILIFE	1900	1800	1858
SHRIRAMFIN	700	600	627
SBIN	830	820	831
SUNPHARMA	1740	1500	1634
TCS	3100	3000	3023
TATACONSUM	1100	1050	1091
TATAMOTORS	700	700	702
TATASTEEL	165	160	159
TECHM	1600	1420	1499
TITAN	3600	3400	3574
TRENT	6000	5000	5515
ULTRACEMCO	12900	12400	12870
WIPRO	250	240	246

OI against MWPL				
Symbol	MWPL	Open Interest	Limit for next day	% OI
RBLBANK	121801958	120681750	Ban	99%
KALYANKJIL	76736012	70434200	2465011	92%
LICHSGFIN	60244101	53517000	3714895	89%
TITAGARH	16037381	13856925	Ban	86%
SAIL	289148547	247267000	27424119	86%
PNBHOUSING	37416542	31367700	4178014	84%
PGEL	31863579	24941700	5328700	78%
HFCL	197306132	144699300	42741525	73%
NMDC	689383367	490468500	164445698	71%
IEX	177860058	123611250	45355805	69%
EXIDEIND	91809066	61956000	25262612	67%
PNB	687763516	458512000	194863340	67%
PATANJALI	22595616	14958600	6507235	66%
BIOCON	121308233	79962500	35280321	66%
INDUSINDBK	125074379	80230500	38590160	64%
BANDHANBNK	190337283	121863600	58956818	64%
ABFRL	121604705	77833600	37690869	64%
LTF	169036274	106164366	54420094	63%
NATIONALUM	178967755	110137500	59881867	62%
HEROMOTOCO	26105505	15725100	9075129	60%
ASTRAL	24660712	14672275	8755401	59%
CDSL	35530000	21113275	12640225	59%
CANBK	672420574	396461250	242338295	59%
ADANIENT	60081955	35094900	21982957	58%
MUTHOOTFIN	21400920	12401675	7929199	58%
HUDCO	100095000	57131700	37958550	57%
ABB	10595418	6037375	4028272	57%
RECLTD	249446067	140650350	96323413	56%
AMBER	4089938	2300300	1585141	56%
GRANULES	29688038	16674325	11529311	56%
ABCAPITAL	163088564	90485900	64448235	55%
CONCOR	68852343	38066250	27343475	55%
MANAPPURAM	109606743	59598000	44528405	54%

[illegible]

Derivative Recommendations:

Stock Name	Call (Buy/Sell)	Entry price	Targets	Stop Loss	Duration	Status
NIFTY (Long Straddle)	Buy	674	1100	500	Positional	Open
UNOMINDA 1120CE	Buy	29.5	45	21	1-2 Days	Open

FROM THE EQUITY DERIVATIVE DESK:

NIRAV HARISH CHHEDA
AVP - DERIVATIVES AND TECHNICAL RESEARCH
E-Mail: nirav.chheda@nirmalbang.com
Tel no: 6273-8199/8000

AMIT BHUPTANI
SNR.DERIVATIVES AND TECHNICAL RESEARCH ANALYST
E-Mail: amit.bhuptani@nirmalbang.com
Tel no: 6273-8242/8000

DISCLOSURES

Research Reports that are published by Nirmal Bang Securities Private Limited (hereinafter referred to as "NBSPL") are for private circulation only. NBSPL is a registered Research Analyst under SEBI (Research Analyst) Regulations, 2014 having Registration no. INH000001766. NBSPL is also a registered Stock Broker with National Stock Exchange of India Limited, BSE Limited, Metropolitan Stock Exchange of India Limited, Multi Commodity Exchange of India Limited, National Commodity and Derivative Exchange Limited and Indian Commodity Exchange Limited in cash and Equity and Commodities derivatives segments.

NBSPL has other business divisions with independent research teams separated by Chinese walls, and therefore may, at times, have different or contrary views on stocks and markets.

NBSPL or its associates have not been debarred / suspended by SEBI or any other regulatory authority for accessing / dealing in securities Market. NBSPL, its associates or analyst or his relatives do not hold any financial interest (Except Investment) in the subject company. NBSPL or its associates or Analyst do not have any conflict or material conflict of interest at the time of publication of the research report with the subject company. NBSPL or its associates or Analyst or his relatives may or may not hold beneficial ownership of 1% or more in the subject company at the end of the month immediately preceding the date of publication of this research report.

NBSPL or its associates / analyst has not received any compensation / managed or co-managed public offering of securities of the company covered by Analyst during the past twelve months. NBSPL or its associates have not received any compensation or other benefits from the company covered by Analyst or third party in connection with the research report. Analyst has not served as an officer, director or employee of Subject Company. NBSPL / analyst has not been engaged in market making activity of the subject company.

Analyst Certification: The research analysts and authors of these reports, hereby certify that the views expressed in this research report accurately reflects my/our personal views about the subject securities, issuers, products, sectors or industries. It is also certified that no part of the compensation of the analyst(s) was, is, or will be directly or indirectly related to the inclusion of specific recommendations or views in this research. The analyst(s) principally responsible for the preparation of this research report and has taken reasonable care to achieve and maintain independence and objectivity in making any recommendations.

DISCLAIMER

This report is for the personal information of the authorized recipient and does not construe to be any investment, legal or taxation advice to you. NBSPL is not soliciting any action based upon it. Nothing in this research shall be construed as a solicitation to buy or sell any security or product, or to engage in or refrain from engaging in any such transaction. In preparing this research, we did not take into account the investment objectives, financial situation and particular needs of the reader.

This research has been prepared for the general use of the clients of NBSPL and must not be copied, either in whole or in part, or distributed or redistributed to any other person in any form. If you are not the intended recipient you must not use or disclose the information in this research in any way. Though disseminated to all the customers simultaneously, not all customers may receive this report at the same time. NBSPL will not treat recipients as customers by virtue of their receiving this report. This report is not directed or intended for distribution to or use by any person or entity resident in a state, country or any jurisdiction, where such distribution, publication, availability or use would be contrary to law, regulation or which would subject NBSPL & its group companies to registration or licensing requirements within such jurisdictions.

The report is based on the information obtained from sources believed to be reliable, but we do not make any representation or warranty that it is accurate, complete or up-to-date and it should not be relied upon as such. We accept no obligation to correct or update the information or opinions in it. NBSPL or any of its affiliates or employees shall not be in any way responsible for any loss or damage that may arise to any person from any inadvertent error in the information contained in this report. NBSPL or any of its affiliates or employees do not provide, at any time, any express or implied warranty of any kind, regarding any matter pertaining to this report, including without limitation the implied warranties of merchantability, fitness for a particular purpose, and non-infringement. The recipients of this report should rely on their own investigations.

This information is subject to change without any prior notice. NBSPL reserves its absolute discretion and right to make or refrain from making modifications and alterations to this statement from time to time. Nevertheless, NBSPL is committed to providing independent and transparent recommendations to its clients, and would be happy to provide information in response to specific client queries.

Before making an investment decision on the basis of this research, the reader needs to consider, with or without the assistance of an adviser, whether the advice is appropriate in light of their particular investment needs, objectives and financial circumstances. There are risks involved in securities trading. The price of securities can and does fluctuate, and an individual security may even become valueless. International investors are reminded of the additional risks inherent in international investments, such as currency fluctuations and international stock market or economic conditions, which may adversely affect the value of the investment. Opinions expressed are subject to change without any notice. Neither the company nor the director or the employees of NBSPL accept any liability whatsoever for any direct, indirect, consequential or other loss arising from any use of this research and/or further communication in relation to this research. Here it may be noted that neither NBSPL, nor its directors, employees, agents or representatives shall be liable for any damages whether direct or indirect, incidental, special or consequential including lost revenue or lost profit that may arise from or in connection with the use of the information contained in this report.

Copyright of this document vests exclusively with NBSPL. Our reports are also available on our website www.nirmalbang.com